

Ford

NEW TRANSIT VAN



**VISIONARY. INGENIOUS. REMARKABLE.
EVERY VEHICLE BEARS HIS SIGNATURE.**

Henry Ford

CONTENTS

Introduction	02	Base.....	30
Interior	04	Trend.....	32
Loadspace	06	Limited.....	34
Transit Van capabilities.....	08	Colour and trim	36
Double Cab-in-Van	10	Personalise	38
Double Cab-in-Van capabilities	14	Efficiency	40
Cost of ownership.....	16	Own.....	42
Transmission options	18	Specifications.....	44
Communication and connectivity	20	Next steps	48
Active Park Assist	22		
Technical features.....	24		



Model shown is a Transit Limited L3 H2 Van in Chrome Blue metallic body colour (option).



Model shown is a Transit Limited L3 H2 Double Cab-in-Van in Moondust Silver metallic body colour (option).



Model shown is a Transit Trend L3 H2 Van in Dark Carmine Red metallic body colour (option).

*Scan the QR codes to access additional content.
View Ford's remarkable history in action.*





The best ever Ford Transit

Built for hard work

Even smarter. Even more capable. Even more efficient. The new Ford Transit delivers even greater productivity for your business.

Across the new Transit range, you'll find increased payloads and more fuel-efficient engines with greater torque and towing ability. Plus, a fresh front-end design with 3-bar signature grille, stylish new bonnet and bumper, and distinctive new headlights with LED technology.

Inside the cab, you'll find built-in connectivity and advanced driver assistance technologies to help you through the toughest working day. While the redesigned interior, with attractive trim materials, seat fabrics and colours, will reward its occupants with even greater levels of comfort.



Welcome to your new office

New Transit helps you take even the most demanding day in your stride.

The spacious, redesigned interior with its new instrument panel and high-quality ergonomic design puts you comfortably in control. A new 8" touchscreen at the heart of the fascia supports pinch and swipe gestures and delivers a range of information, entertainment and navigation, as well as voice control (standard on Limited).

A choice of standard dual front passenger seat or optional fully-adjustable single seat offers ample room for up to three occupants, while the fascia-mounted gear lever provides easy cross-cab access. And, because life at the wheel runs more smoothly - and looks much better - when you have room to store everything you need, you'll find plenty of easily accessible stowage space too.



Model shown is a Transit Limited Van in Chrome Blue metallic body colour (option).




Model shown is a Transit Trend L4 H3 Van in Race Red solid body colour.

Built for hard work

Whatever you need from a van, new Transit is built to get the job done. Behind the DIN/ISO compliant bulkhead, you'll find up to 15.1 cu.m* of secure cargo space. Near-vertical side walls, a flat load floor and load lengths of up to 4,217 mm in the L4 'Jumbo' mean standard-length items, such as pipes, boards and carpet rolls can be carried with ease.

Access is quick and simple, thanks to a wide-opening sliding side load door, full-height rear doors and a built-in rear bumper step. While the tough, Easy to Clean Load Floor helps protect your van and your load.



Sidewall tie-downs

Transit's DIN/ISO compliant tie-down points are positioned just above the floor on the loadspace side walls. This makes it easier to secure loads, while keeping the floor clear of obstructions. (Standard)



LED loadspace lighting

Provides enhanced illumination of the loadspace to help make loading and unloading operations quicker and easier. (Option on Van and Double Cab-in-Van)

Transit Van

Medium wheelbase L2

Standard roof H2
FWD
10.0
cu.m*
RWD/AWD
9.5
cu.m*



High roof H3
FWD
11.2
cu.m*
RWD/AWD
10.7
cu.m*



2/3
seats

Max. gross payload up to 1473 kg
Gross vehicle mass of 3500 kg


 Europallets x4

Long wheelbase L3

Standard roof H2
FWD
11.5
cu.m*
RWD/AWD
11.0
cu.m*



High roof H3
FWD
13.0
cu.m*
RWD/AWD
12.4
cu.m*



2/3
seats


Max. gross payload up to 1420 kg
Gross vehicle mass of 3500 kg

 Europallets x4

Long wheelbase EF L4



High roof H3
RWD/AWD
15.1
cu.m*



2/3
seats

Max. gross payload up to 2209 kg
Gross vehicle mass from 3500 kg to 4700 kg

 Europallets x5



Europallet 1,200 mm x 800 mm.

*Measured in cubic metres and with a full bulkhead fitted.

Space for all your needs

When you need to carry a crew, as well as tools or cargo, the new Transit Double Cab-in-Van is the ideal transport solution. The sliding side load doors* are fully glazed and provide unrestricted access to the four-passenger second-row seats.

Purpose-built to carry up to seven people in comfort, along with up to 10.6 cu.m of flexible loadspace behind a secure bulkhead, Transit Double Cab-in-Van can tackle virtually any task that comes its way.



*Passenger's side sliding door is standard; dual sliding doors are available as an option.

Model shown is a Transit Limited L3 H2 Double Cab-in-Van in Diffused Silver metallic body colour (option).

The adaptable load carrier

There's plenty of space for you, your crew and your equipment in the new Transit Double Cab-in-Van. Carry a work team of up to seven people on site in comfort with their tools or cargo stored in the versatile loadspace. Glazed dual side load doors provide easy access to the high-quality second-row seats, while a solid full-height bulkhead creates a barrier between the passenger compartment and the loadspace. A rubberised floor covering and half-height side trim reinforce its tough working credentials.



Added versatility

For an even more versatile Transit, look no further than the Double Cab-in-Van. Capable of carrying up to seven people, its standard bulkhead separates the load space from the passenger area.

Model shown is a Transit Limited L3 H2 Double Cab-in-Van in optional Diffused Silver metallic body colour (option). [Double Cab-in-Van is not available with Limited series in Ireland]



Double Cab-in-Van

Medium wheelbase L2 (not available in Ireland)

Standard roof H2
FWD
6.1
cu.m*
RWD/AWD
5.7
cu.m*



High roof H3
FWD
6.7
cu.m*
RWD/AWD
6.4
cu.m*



5-7
seats

Max. gross payload up to 1259 kg
Gross vehicle mass from 3140 kg to 3500 kg


 Europallets x2

Long wheelbase L3

Standard roof H2
7.2
cu.m*



High roof H3
8.0
cu.m*



5-7
seats


Max. gross payload up to 1175 kg
Gross vehicle mass of 3500 kg

 Europallets x2

Long wheelbase EF L4



High roof H3
10.6
cu.m*



5-7
seats

Max. gross payload up to 1022 kg
Gross vehicle mass of 3500 kg

 Europallets x3



Europallet 1,200 mm x 800 mm.

*Measured in cubic metres and with a full bulkhead fitted.



Cost of ownership

Quality and durability are built into the new Transit at every step. In addition to its upgraded 2.0-litre EcoBlue diesel engine, Transit is available with a 48-volt mild hybrid (mHEV) powertrain. Offered on manual transmission models, mHEV technology helps further improve fuel efficiency, particularly in stop-start urban driving. The mHEV system captures energy during deceleration in a lithium-ion battery, and uses the stored energy to help power the engine and electrical ancillaries.

From its advanced engines to its innovative fuel-saving technologies and new vehicle maintenance monitor that analyses the way your vehicle is being driven, new Transit can help improve dependability, driving efficiency and running costs.



Vehicle maintenance monitor

Analyses your vehicle's data to help ensure the engine can perform at its best. Displays a range of information in the instrument cluster, including the oil life remaining, AdBlue® exhaust fluid distance to empty and water in fuel warning. (Standard)



Ford Easy Fuel capless refuelling system

A unique safeguard ensures that nobody can accidentally fill up with the wrong fuel. Plus, no dirty fuel caps to touch. (Standard)



Auto Start-Stop

Automatically switches off the engine when you come to a halt and put the vehicle in neutral. Restarts smoothly when you want to move off, helping to reduce fuel consumption and exhaust emissions. (Standard)



Front-wheel drive (FWD)

- Lower load floor for easier loading and unloading
- Larger loadspace and extra interior height
- Greater fuel efficiency and payload than equivalent RWD models



Rear-wheel drive (RWD)

- Traditional layout for heavier duty applications
- Ideal choice when towing
- Superior traction under power, particularly when laden



All-wheel drive* (AWD)

- Driver-selectable AWD system provides extra traction in difficult terrain conditions
- Under normal conditions, drive is directed to the rear wheels. When engaged, the system automatically increases engine torque to the wheels with the most grip
- Suited to rescue services or utility companies where field or track work is frequently undertaken



Driving force

To better match your business demands, new Transit is offered with a choice of front-, rear- or all-wheel drive*. All engines drive through a 6-speed manual transmission as standard, with a 6-speed automatic transmission available on front-wheel drive models**.

When the going gets tough, nothing beats the sure-footed performance of all-wheel drive. Available on selected models*, Transit's intelligent AWD system helps you achieve smoother, more confident progress on challenging surfaces.



SelectShift 6-speed automatic transmission

Delivers a smooth, relaxing driving experience, especially in heavy traffic. Provides the ability to lockout gears in more challenging driving conditions, e.g. on slippery surfaces or steep gradients. (Option on FWD models)

*All-wheel drive is available on Van, and Double Cab-in Van 350 L2/L3/L4.
 **A new 10-speed automatic transmission will be available as an option for rear-wheel models built from early 2020. Please see your Ford Transit Specialist Dealer for more information.



SYNC

Meet your phone's new best friend

Ford SYNC 3

Ford SYNC 3 integrates seamlessly with your smartphone, letting you control everything from phone calls and text messaging to music and satellite navigation - all via the 8" touchscreen or through remarkably simple voice commands. Map updates help to keep you on track and on time, and are complimentary for a limited period following vehicle registration.

SYNC 3 features

- Manage your phone, music, apps and navigation with simple voice commands
- Hear your text messages read aloud for you
- Emergency Assistance[†] helps occupants place an emergency call to provide emergency services with the vehicle location in their respective language
- Control SYNC-compatible apps with AppLink, while Apple CarPlay and Android Auto let you navigate your smartphone through the SYNC 3 home screen, as if it were your handset
- Colour touchscreen supports multi-touch 'swipe' and 'pinch-to-zoom' gestures, and lets you arrange application icons and background displays just as you would on your tablet or smartphone

Access additional features via your smartphone with the **FordPass App**.

- Select points of interest along your route. FordPass will send these locations to your SYNC 3 Navigation when you connect through AppLink
- Search for refuelling points by brand or fuel grade, and compare pricing
- Search available parking spaces, check costs, opening hours and ratings

Please note: Full SYNC 3 smartphone integration only available with iPhone 5/Android 5.0 (Lollipop) or higher. Some SYNC 3 functions require a data connection, so mobile data charges will apply. To check whether Apple CarPlay and Android Auto are available in your market, please check their official websites for the latest information.

[†]Ford Emergency Assistance is an innovative SYNC feature that uses a Bluetooth®-paired and connected mobile phone to help vehicle occupants initiate a call to the local Communications Centre, following a vehicle crash event involving an airbag deployment or fuel pump shut off. The feature operates in more than 40 European countries and regions.

Born connected

Only Ford can deliver a fully connected ecosystem that is built-in from the start. The FordPass Connect* modem and the FordPass App make the job easier, unlocking a range of efficiency and security features.



 FordPass Connect

- **Live Traffic**** sends up-to-date traffic information directly to the SYNC 3 Navigation system. The technology then adjusts the recommended route based on the traffic conditions, so you waste less time on the way to your next job
- **On-board Wi-Fi***** with speeds of up to 4G this enables mobile working for up to 10 devices. You can even use the hotspot from up to 15 m outside the vehicle for more efficient mobile working when you get to the site

 FordPass

- **Alarm Notification** If the alarm is triggered you will be notified in the FordPass App, helping to keep your vehicle secure
- **Remote Lock & Unlock** lets you check if the vehicle is locked and to lock it remotely, no matter how far away you may be
- **Find** nearby parking spaces and filter the results by minimum vehicle access height
- **Vehicle Status** helps drivers keep on top of basic maintenance, quickly check they have enough fuel and that the tyre pressures are correct for the current load

Ford Data Services™†

With Ford Data Services™ and FordPass Connect you can receive vehicle data securely to either your own telematics application or via your chosen Telematics Service Provider. Data available includes: vehicle health, vehicle location, fuel usage and driving characteristics, and can be received on multiple vehicles. Data can be integrated with your existing in-house application or your chosen Telematics Service Provider.

Ford Telematics™†

With Ford Telematics™ and FordPass Connect you can easily view data and manage all your vehicles using our intuitive user dashboard. Receive data on multiple vehicles including: vehicle health, vehicle location, fuel usage and driving characteristics. The information is presented with actionable insights that deliver the data you need to manage your fleet.

*FordPass Connect is an optional extra. The on-board modem will be connected at the time of vehicle delivery. You may choose to opt in/out of certain data sharing. The technology will be made available in selected markets in 2019, with the remaining markets following through 2020.

**Live Traffic access is complimentary for the first 2 years following the registration of a new Ford featuring SYNC 3 Navigation; thereafter a licence fee is payable.

***Wi-Fi hotspot (up to 4G LTE) includes complimentary wireless data trial that begins when customers activate the trial with Vodafone and expires at the end of 3 months or when 3GB of data is used, whichever comes first. Afterwards, additional data bundles can be purchased from Vodafone. Please refer to their website for details of their data packages. To take advantage of the built-in Wi-Fi hotspot capability, a 2019 Ford vehicle must come with the appropriate hardware, and a data plan is required. Data coverage and service is not available everywhere and terms of your data plan, including applicable message and data rates, may apply.

†Ford Data Services™ and Ford Telematics™ require a valid contract and account subscription.



Smart parking

Parking in a busy street or tight space can be tricky. But with optional Side Park Assist[®] (standard on Limited), new Transit makes it easier than you'd think possible. Ultrasonic sensors can detect objects around your vehicle and warn you if you get too close. Enhanced Active Park Assist[®] goes further still, by identifying a parking space that is the right size and automatically steering you in or out, while you control the pedals and gears. (Option)

A high level rear-view camera with downlighter is also available. Offering a wider aspect view while reversing, it illuminates the area behind the vehicle for improved visibility in poor conditions. Rear camera gains enhanced wide view functionality when the front wide-view camera is also specified. (Option)



Perpendicular parking

Enhanced Active Park Assist[®] can identify a parking space that is the right size, then help steer the vehicle in.

Parallel parking

Enhanced Active Park Assist[®] can even provide steering assistance when pulling out of a parallel parking spot.

[®]Uses sensors.

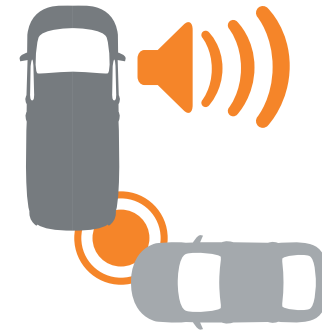
Model shown is a Transit Limited Van L3 H3 in Moondust Silver metallic body colour (option).





Always alert

New Transit is designed to look out for you, your vehicle and those around you. Blind Spot Information System with Cross-Traffic Alert⁽²⁾ alerts you with discreet warning lights built into both door mirrors when another vehicle - car, van or lorry - enters your blind spot while driving (option). Cross Traffic Alert⁽²⁾ warns you if a moving vehicle or other hazard is detected as you reverse from a perpendicular parking space. While Live Traffic* helps keep you informed about incidents and delays to your journey. (Option)



Cross Traffic Alert⁽²⁾

Cross Traffic Alert scans left and right as you reverse from a perpendicular parking space and warns of moving vehicles and other hazards. (Option)



Live Traffic*

Delivers up-to-date traffic information directly to your SYNC 3 Navigation system. The technology then adjusts your recommended route based on the traffic conditions, helping you to arrive more relaxed and on time. Available through FordPass via SYNC 3 with Navigation.



Blind Spot Information System⁽²⁾

As another vehicle – a car, van or lorry – enters your blind spot whilst travelling, the system is designed to alert you with a warning light clearly displayed in the corresponding door mirror. (Option)

⁽¹⁾Uses sensors.

⁽²⁾Driver assistance feature.

*Live Traffic access is complimentary for the first 2 years following the registration of a new Ford featuring SYNC 3 with navigation; thereafter a licence fee is payable.

Model shown is a Transit Limited L3 H2 Van in Chrome Blue metallic body colour (option).

Setting the pace

Set your own pace with Intelligent Adaptive Cruise Control⁽²⁾. The system can identify the prevailing speed limit and automatically maintain your selected speed within the limit detected. Advanced radar technology scans for slower traffic in front of you, and can automatically adjust your speed to maintain a preset gap from the vehicle ahead. When the traffic has cleared, your vehicle will resume its pre-selected speed. (Option, requires SYNC 3 with Navigation)



Intelligent Adaptive Cruise Control⁽²⁾

Combines Intelligent Speed Limiter with Adaptive Cruise Control and Traffic Sign Recognition to identify the prevailing speed limit and automatically restrict the vehicle's speed within the limit detected. (Option, requires SYNC 3 with Navigation)

⁽²⁾Uses sensors.

⁽¹⁾Driver assistance feature.

Model shown is a Transit Limited L3 Van in Chrome Blue metallic body colour (option).



Features to make your life easier



Selectable Drive Modes

Allows you to select a choice of drive modes – Normal, Eco, Slippery and, on RWD vehicles with a factory-fitted tow bar, Tow/Haul mode. The system adjusts various settings, including throttle response and steering feel, to help make driving easier in certain conditions. (Standard)



Side Wind Stabilisation⁰²⁾

Helps the driver to stay in lane in strong, gusty conditions by using the ESC system to sense when the vehicle is being affected by crosswinds.

⁰⁾Uses sensors.
²⁾Driver assistance feature.



Electric power-assisted steering

Provides varying amounts of assistance depending on vehicle speed, while helping to improve fuel economy by using electric power instead of drawing power from the engine. (Standard on all FWD and RWD models when specified with either Stage 6.2 engine or automatic transmission)



Electronic Stability Control (ESC)⁰¹⁾

Senses when you are deviating from your chosen line and aims to keep you on track by automatically regulating braking and engine output. Traction Control⁰¹⁾ eliminates excessive wheelspin and provides the best possible grip by constantly monitoring and adjusting the torque delivered to individual wheels. (Standard)

⁰⁾Uses sensors.
¹⁾Safety feature.



Lane-Keeping System⁰²⁾*

Lane-Keeping Alert is designed to recognise when you approach the road markings without using the indicator, and alerts you with vibrations through the steering wheel. If you fail to react, Lane-Keeping Aid can provide steering torque assistance to help keep you within your marked lane. (Option)

⁰⁾Uses sensors.
²⁾Driver assistance feature.
*Operates at speeds over 65 km/h on multi-lane roads with clearly visible lane markings.



Pre-Collision Assist⁰²⁾ with Pedestrian Detection*

Using radar and a camera, the system is designed to detect other vehicles and pedestrians and can alert you to a potential collision. (Option)

⁰⁾Uses sensors.
²⁾Driver assistance feature.
*Pedestrian Detection is designed to operate at vehicle speeds of up to 80 km/h.



Front wide-view camera

Provides an extensive view from the very front of your vehicle to the left- and right-hand sides. Particularly useful at junctions and when driving forwards out of parking spaces where your lateral view is impaired. (Option, includes rear wide-view camera and downlighter)



Power side load door

Helps make loading and unloading easier. Can be operated using the side load door handle, dedicated button on the instrument panel or remote key fob. (Option on Van)

Leader

Key exterior features

- Door mirrors with blind spot eliminator and integrated side indicator
- Remote central door locking
- Passenger's side sliding load door
- Headlights with courtesy delay
- Rear mudflaps
- 16" steel wheels with half caps

Key interior features

- Single-DIN radio with DAB, MyFord Dock, four front speakers (two woofers and two tweeters), remote audio controls and USB connectivity port with iPod® functionality
- Height- and reach-adjustable steering column
- Trip computer
- Electrically-operated front windows
- Driver's airbag
- 4-way adjustable driver's seat with cushion tilt and armrest
- Easy-clean rubber floor covering in cab
- Complete rubber floor covering (Double Cab-in-Van only)
- Full-width DIN/ISO-compliant unglazed metal bulkhead (Van only)
- Unique design glazed bulkhead (Double Cab-in-Van only)
- DIN 75410 compliant tie-down loops



Engines

Diesel

105 PS (77 kW)/310 Nm

130 PS (96 kW)/360 Nm

170 PS (125 kW)/390 Nm

185 PS (138 kW)/415 Nm

Bodystyles

Van

Double Cab-in-Van



Model shown is a Transit Leader L3 H2 Van with upgraded Audio pack in Moondust Silver metallic body colour (option).

Trend

Key exterior features additional to Base

- Power-foldable door mirrors
- Projector-style halogen headlights with static cornering lights
- Front fog lights
- Full wheel covers
- Front and rear parking distance sensors
- Rain-sensing front wipers

Key interior features additional to Base

- Connection Radio with DAB and Ford SYNC (includes Emergency Assistance*), FordPass Connect modem, four front speakers (two woofers and two tweeters), 4" TFT display, remote audio controls, USB connectivity port with iPod® functionality and Bluetooth®
- Easy to Clean Load Floor (Van only)
- Cruise control with Adjustable Speed Limiter
- Driver's seat lumbar adjust
- Quickclear heated windscreen
- Leather-trimmed steering wheel
- Instrument panel dimmer
- Lockable glovebox
- Map reading lights
- Washer fluid low-level sensor
- Complete load compartment full-height trim board (Van only)

Engines

Diesel

105 PS (77 kW)/310 Nm

130 PS (96 kW)/360 Nm

170 PS (125 kW)/390 Nm

185 PS (138 kW)/415 Nm

Bodystyles

Van



*Ford Emergency Assistance is an innovative SYNC feature that uses a Bluetooth®-paired and connected mobile phone to help vehicle occupants initiate a call to the local Communications Centre, following a vehicle crash event involving an airbag deployment or fuel pump shut off. The feature operates in more than 40 European countries and regions.

Model shown is a Transit Trend L3 H2 Van with upgraded Audio pack in Dark Carmine Red metallic body colour (option).

Limited

Key exterior features additional to Trend

- Bi-xenon headlights with LED daytime running lights
- 16" 5x2-spoke alloy wheels
- Locking wheel nuts
- Side Park Assist

Key interior features additional to Trend

- Manual front air conditioning
- AM/FM Radio with DAB, Ford SYNC 2.5 (includes Emergency Assistance*) with Bluetooth®, voice pass-through, AppLink®, audible text messaging and privacy mode, 8" touchscreen display, extended integrated control panel, USB connectivity port with iPod® functionality, remote audio controls, four speakers (two woofers and two tweeters)
- Leather-trimmed gearshift knob

Engines

Diesel

130 PS (96 kW)/360 Nm

185 PS (138 kW)/415 Nm

Bodystyles

Van



*Ford Emergency Assistance is an innovative SYNC feature that uses a Bluetooth®-paired and connected mobile phone to help vehicle occupants initiate a call to the local Communications Centre, following a vehicle crash event involving an airbag deployment or fuel pump shut off. The feature operates in more than 40 European countries and regions.

Model shown is a Transit Limited L3 H2 Van in Chrome Blue metallic body colour (option).

Colour and trim

Choose the body colour and seat trim that best reflects your business brand.

1. Base
Insert: Quadrant in Dark Palazzo Grey
Bolster: City in Ebony

2. Trend and Limited
Insert: Capitol in Ebony
Bolster: City in Ebony

3. Base and Trend
Insert: Crosshatch on Salerno in Dark Palazzo Grey
Bolster: Salerno vinyl in Ebony



Frozen White
Solid body colour



Blazer Blue
Solid body colour



Race Red
Solid body colour



Moondust Silver
Metallic body colour*



Agate Black
Metallic body colour*



Dark Carmine Red
Metallic body colour*



Magnetic
Metallic body colour*



Chrome Blue
Metallic body colour*



Diffused Silver
Metallic body colour*

12-year perforation warranty

The Transit owes its durable exterior to a thorough multi-stage painting process. From the wax-injected steel body sections to the hard-wearing top coat, new materials and application processes ensure it will retain its good looks for many years to come.

Note The images used are to illustrate body colours only and may not reflect the vehicle described. Colours and trims reproduced within this brochure may vary from the actual colours, due to the limitations of the printing processes used.

*Metallic body colours are options, at extra cost.

Zinc coating


Phosphate coat

Electrocoat

Primer

Top coat

Clearcoat



Personalise

Roof base carrier, lockable

Roof carrier is the base for various roof transportation attachments. Roof carrier can be extended with an additional bar to increase stability. (Accessory)

Q-Top®+ (Q-Tech) roof gallery

Lightweight aluminium construction allows additional load*. Ideal for transportation of large, long or bulky items and gives you more flexibility in your daily business (accessory). Also available with a ladder roller at the rear end for easier loading. (Accessory)

Brink®+ tow bar

For extra transport capability, the fixed tow bar can tow up to 3,500 kg, depending on engine. (Accessory) (Commercial users may need a digital tachograph. A fitting kit is available from your Ford Dealer)

Rear ladder

For vehicles with hinged rear cargo doors with maximum opening angle of 180° except vehicles with extended long wheelbase. Load capacity 125 kg. (AVAILABILITY TBC)

Interior roof rack

Two black steel racks hold a maximum of 50 kg and can be fixed in different locations on the inside roof rails in line with the flex floor. (Option and accessory)

Side bars

Stylish stainless steel side bars (60 mm diameter x 1,5 mm) provide added protection from everyday dings and dents. (Accessory)

Rear window protection guard

Guard fixes to inside of rear windows for enhanced security without obscuring rearward vision. (Option and accessory)

All-weather floor mats

All-weather floor mats with the Transit nameplate are tailor-made to fit perfectly and protect against dirt and damp. The driver's mat is securely fixed directly onto the vehicle's floor to help prevent it from slipping. (Option and/or accessory)

Engine undershield

Tough rust-resistant steel undershield protects engine and transmission from accidental stone damage during heavy duty use. Easily removed for oil changes and routine servicing. (Option and/or accessory)

Bosch®+ reverse warning device

Linked to reverse gear. Provides an audible warning to pedestrians when the vehicle is reversing. (Accessory)

ClimAir®+ wind deflectors

Allow fresh air to enter the vehicle while driving with the front windows open, even during light rain or snow. (Accessory)

SCC/Vodafone Park Distance Control

An audible warning helps you to judge front and/or rear parking distances. (Accessory)

Rhino Products®+ SafeStep™

Substantial rear step aids access to the vehicle. Includes reversing sensors for added peace of mind. (Accessory)



Wooden load floor

Hardwood floor and anti-slip coating. Three integrated airline cargo rails (four rails in LWB-EF L4), ISO compliant and 500 daN tested.

Aluminium abutting edges in door sections for improved durability. (Option)



Express Delivery Plus Pack

Ensure loads are carried securely. Compatible with 80% of European racking systems, easily assembled. Hardwood floor protects vehicle. Rails fixed at heights of 650 mm and 1,675 mm. Upper rails withstand load of 250 daN, with lower rails supporting 300 daN. (Option)



Load cargo net

Secure your loads easily with a lightweight adjustable cargo net system, ideal for courier and parcel delivery services. Attaches to the side-mounted tie-down points and can be stowed away in a storage bag when not in use. Maximum load 500 daN. (Option and accessory)



*Item covered by third party supplier's warranty, please see back cover for details.

*Please refer to vehicle weight and load specification.

For more accessories please visit the Online Accessory Catalogue at www.ford-accessories.com

For a range of Ford branded items – from clothing to lifestyle products and model cars – visit www.fordlifestylecollection.com

Efficiency

The power of choice

From power and torque to fuel economy and refinement, each engine in the next-generation Ford EcoBlue diesel range has been optimised to cater for all needs. Engineered to meet the latest Euro 6.2 emissions standards, the upgraded engines are even cleaner and more fuel efficient than their predecessors, returning fuel economy improvements of up to 7 per cent when compared with the previous powertrains.

Key fuel-saving technologies include

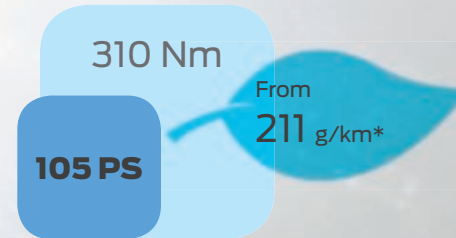
- Auto Start-Stop system
- Ford Smart Regeneration Charging
- Gearshift indicator light to aid economical driving
- Electric power-assisted steering (EPAS)
- Aerodynamic design improvements
- Low rolling resistance tyres

Mild Hybrid Electric Vehicle (mHEV) technology

New Transit introduces innovative diesel mild hybrid (mHEV) technology as an option for manual transmission models. The system uses an integrated starter/generator to recover energy while the vehicle is coasting and stores it in a 48-volt lithium-ion battery. The stored energy is then used to support the engine during normal driving and acceleration, as well as powering the vehicle's electrical ancillaries. The system further improves fuel efficiency, particularly in stop-start urban driving. (Option on FWD/RWD models with manual transmission)

Note For further fuel economy and emissions information, please refer to the specifications section.

Note Some of the features listed above are options, at extra cost and may not be available on all models. Please refer to the specification tables, or speak to your Ford Commercial Vehicle Dealer for further information.

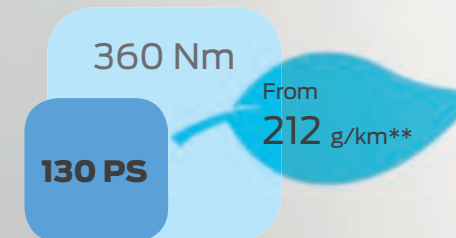


Efficient

2.0L Ford EcoBlue 105 PS diesel engine

Transit's new 2.0-litre Ford EcoBlue 105 PS (77 kW)/310 Nm diesel engine combines outstanding fuel efficiency (from as low as 8 L/100 km* overall) with excellent driveability and refinement. Its state-of-the-art design helps to keep running costs down without compromising on payload or performance.

*105 PS NI from 8 L/100 km, 211 g/km. WLTP test figures.

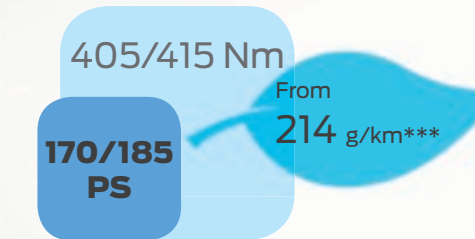


Flexible

2.0L Ford EcoBlue 130 PS diesel engine

The latest 2.0-litre Ford EcoBlue 130 PS (96 kW)/360 Nm diesel engine strikes a balance of delivering extra power and torque necessary to enhance Gross Train Mass (GTM), without compromising emissions.

**130 PS from 212 g/km. WLTP test figures.



Powerful

2.0L Ford EcoBlue 170 PS and 185 PS diesel engines

The 170 PS (125 kW) Ford EcoBlue diesel is joined by a new 185 PS (138 kW) engine that develops an impressive 415 Nm of torque. As the most powerful engine in the range, its hard-working character makes it the ideal choice for moving heavy loads and towing, while still delivering outstanding fuel efficiency***.

***170 PS from 214 g/km. WLTP test figures.



Clean diesel technology

Ford EcoBlue diesel engines

New Transit's range of upgraded Ford EcoBlue diesel engines meets the latest stringent Euro 6.2 emissions standards.

Ford EcoBlue diesel engines have been fitted with a Selective Catalytic Reduction (SCR) system that uses AdBlue®, a urea/water-based fluid to convert NO_x emissions in the exhaust gas into nitrogen and water vapour. Diesel vehicles are also fitted with a diesel particulate filter which reduces more than 99% of emitted solid particulates from the vehicle's exhaust.

Keep your business moving.

Ford Service

Discover the valuable benefits of a Ford Service.

Designed to keep you on the road and your running costs low, a Ford Service is delivered by the experts and available exclusively through our dealer network.



Features of Ford Service:

- Genuine Ford parts quality
- Ford-trained technicians
- Speedy and accurate Ford diagnostics
- Free Video Check
- Electronic Vehicle Health Check (eCheck)
- Collection and delivery**
- Interim checks for optimum vehicle performance
- Unscheduled repairs
- Priority treatment for urgent repairs
- Free Pan-European Roadside Assistance

Efficiency, accuracy and convenience are at the heart of the Ford service promise. So, whether it's servicing, maintenance or repair you need, be sure to come and see us.

For more information and to find your nearest participating Ford Service centre, visit the aftersales support section at www.ford.ie

Commercial Vehicle Finance

When it comes to financing your Ford Commercial Vehicle, our size and expertise means we're well placed to provide you with a wide range of finance products. Ford Credit provides a range of finance products for your vehicle as a business user. For more information about the finance products provided by Ford Credit visit www.ford.ie.

The credit provider of these products is Bank of Ireland Leasing Limited, trading as Ford Credit. The FORD and FORD CREDIT trademarks are owned by the Ford Motor Company and its affiliates are used under license.

Lending criteria and terms and conditions apply. Applicants must be aged 18 or over. The information is for illustrative purposes only and does not constitute an offer.

Warning: You may have to pay charges if you repay early, in full or in part, a fixed rate credit facility.

FORD PROTECT

Extend your warranty up to 7 years with Ford Protect.

Extend your standard 2-year warranty and enjoy worry-free motoring for many years to come. Ford Protect provides a range of key benefits including:


- High flexibility in duration and mileage
- Attractive annual fees
- Protection on trips abroad
- Inflation proof: all increases in repair costs are covered
- Prolonged lifespan of your Ford vehicle
- Protects your vehicle resale value

**Collection and delivery takes place on appointment and within a reasonable travelling time (maybe at an additional cost – please consult your service advisor). We even wash your vehicle so that it looks its best.

Dimensions (mm)


	L2 H2 Van		L2 H3 Van		L3 H2 Van		L3 H3 Van		L4 H3 Van
	FWD	RWD/ AWD	FWD	RWD/ AWD	FWD	RWD/ AWD	FWD	RWD/ AWD	RWD/ AWD
A Overall length	5531	5531	5531	5531	5981	5981	5981	5981	6704
B Overall width with mirrors	2474	2474	2474	2474	2474	2474	2474	2474	2474
Overall width with folded back mirrors	2112	2112	2112	2112	2112	2112	2112	2112	2112
Overall width without mirrors (SRW)	2059	2059	2059	2059	2059	2059	2059	2059	2059
Overall width without mirrors (DRW)	-	-	-	-	-	-	-	-	2126
C Overall height*	2426-2490	2450-2542	2665-2781	2689-2781	2431-2541	2462-2543	2670-2780	2701-2782	2687-2790
D Wheelbase	3300	3300	3300	3300	3750	3750	3750	3750	3750
E Front of vehicle to front wheel centre	1023	1023	1023	1023	1023	1023	1023	1023	1023
F Rear of vehicle to rear wheel centre	1208	1208	1208	1208	1208	1208	1208	1208	1931
G Side door entry width	1300	1300	1300	1300	1300	1300	1300	1300	1300
H Side load door entry height	1700	1600	1700	1600	1700	1600	1700	1600	1600
I Rear door entry width	1565	1565	1565	1565	1565	1565	1565	1565	1565
J Rear door entry height	1748	1648	1987	1887	1748	1648	1987	1887	1887
K Maximum loadspace length (at floor with bulkhead)	3044	3044	3044	3044	3494	3494	3494	3494	4217
L Maximum loadspace width	1784	1784	1784	1784	1784	1784	1784	1784	1784
M Loadspace between wheel arches (SRW)	1392	1392	1392	1392	1392	1392	1392	1392	1392
Loadspace between wheel arches (DRW)	-	-	-	-	-	-	-	-	1154
N Load floor to roof	1886	1786	2125	2025	1886	1786	2125	2025	2025
O Loading height*	496-614	620-713	496-614	620-713	501-613	632-715	501-613	632-715	617-722
P Maximum load volume (with bulkhead) (cu.m)	10.0	9.5	11.2	10.7	11.5	11.0	13.0	12.4	15.1
Loadspace (with bulkhead) (VDA) (cu.m)	9.3	8.8	10.3	9.9	10.8	10.2	12.0	11.5	14.1

Van



L2 H2 **L3 H2** **L4 H3**

Double Cab-in-Van

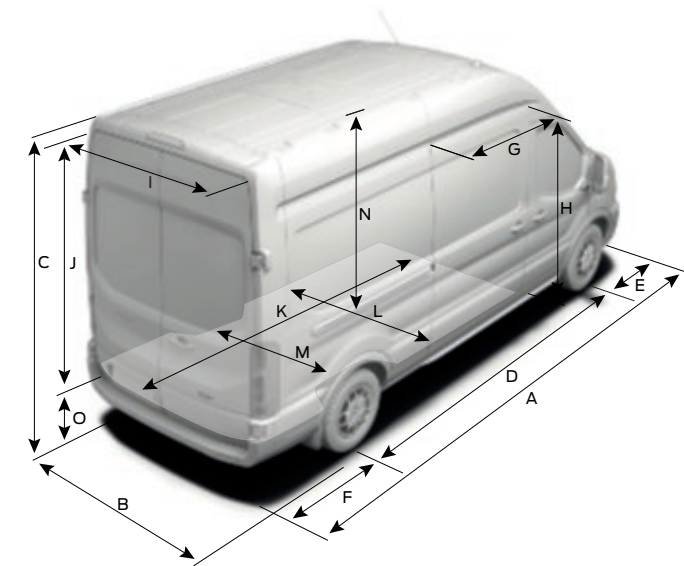
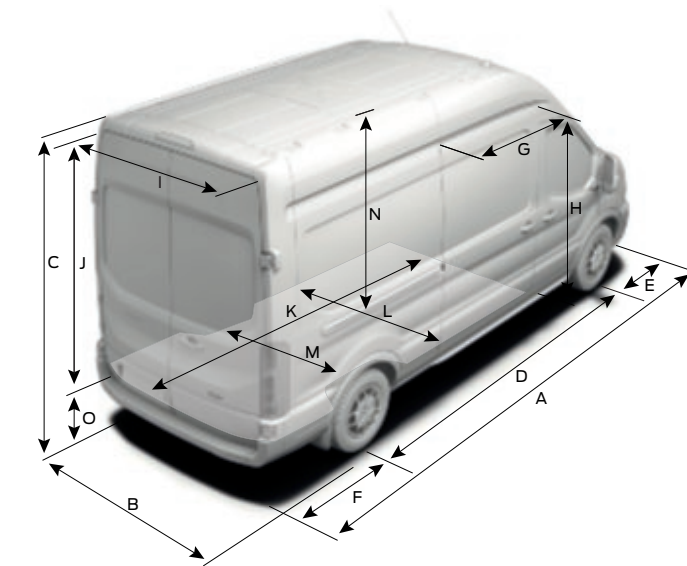


L3 H2 **L4 H3**

Dimensions (mm)

	L2 H2 Van		L2 H3 Van		L3 H2 Van		L3 H3 Van		L4 H3 Van	
	FWD	RWD/ AWD	FWD	RWD/ AWD	FWD	RWD/ AWD	FWD	RWD/ AWD	RWD/ AWD	
Double Cab-in-Van unique measurements										
G Side door entry width	-	-	-	-	-	-	1200	-	-	1200
P Maximum load volume (behind bulkhead) (cu.m)	-	-	-	-	-	-	7.2	-	-	10.6
Loadspace (behind bulkhead) (VDA) (cu.m)	-	-	-	-	-	-	6.6	-	-	9.8
Q Maximum loadspace length	-	-	-	-	-	-	2488	-	-	3211
R Usable load length at 1.2 m height	-	-	-	-	-	-	2227	-	-	2950
Turning circle (m)										
Kerb to kerb	11.9	11.9	11.9	11.9	13.3	13.3	13.3	13.3	13.3	

L2 = Medium wheelbase, **L3** = Long wheelbase, **L4** = Long wheelbase extended length. **H2** = Medium Roof, **H3** = High Roof, **FWD** = Front-wheel drive, **RWD** = Rear-wheel drive, **AWD** = All-wheel drive, **SRW** = Single rear wheels, **DRW** = Dual rear wheels. All dimensions (shown in mm) are subject to manufacturing tolerances and refer to minimum specification models and do not include additional equipment. *Height dimensions show the range from minimum to maximum of a fully laden, lowest payload vehicle to unladen highest payload vehicle. These illustrations are for guidance only. **VDA method** This is the method used by the Verband der Automobilindustrie (VDA) in Germany. A VDA figure is determined by filling the loadspace with 'litre' blocks, each measuring 200x100x50 mm. The blocks are then counted, and the numerical result is converted into cubic metres.



Fuel economy and CO₂ emissions (EU6.2)

	Axle ratio ⁸⁰	WLTP CO ₂ emissions Overall (g/km) ⁹⁰⁰	WLTP Fuel emissions Overall L/100 km ⁹⁰⁰
Van/Double Cab-in-Van			
FWD			
2.0 TDCi Ford EcoBlue 105 PS (77 kW)	4.429/3.263	211-214	8.0-8.2
2.0 TDCi Ford EcoBlue 130 PS (96 kW)	4.429/3.263	218-222	8.3-8.5
2.0 TDCi Ford EcoBlue 130 PS (96 kW) HEV	4.429/3.263	212-216	8.1-8.3
2.0 TDCi Ford EcoBlue 130 PS (96 kW) 6-speed automatic	3.39	232-235	8.9-9.0
2.0 TDCi Ford EcoBlue 170 PS (125 kW)	4.429/3.263	219-222	8.4-8.5
2.0 TDCi Ford EcoBlue 170 PS (125 kW) HEV	4.429/3.263	214-216	8.2
2.0 TDCi Ford EcoBlue 170 PS (125 kW) 6-speed automatic	3.39	235-236	9.0
2.0 TDCi Ford EcoBlue 185 PS (136 kW)	4.429/3.263	218-223	8.3-8.5

Fuel economy and CO₂ emissions (EU6.2)

	Axle ratio ⁸⁰	WLTP CO ₂ emissions Overall (g/km) ⁹⁰⁰	WLTP Fuel emissions Overall L/100 km ⁹⁰⁰
RWD			
2.0 TDCi Ford EcoBlue 105 PS (77 kW)	3.73	230-235	8.8-9.0
2.0 TDCi Ford EcoBlue 130 PS (96 kW)	3.31/4.10	218-248	8.3-9.4
2.0 TDCi Ford EcoBlue 130 PS (96 kW) HEV	3.31	226-249	8.6-9.5
2.0 TDCi Ford EcoBlue 170 PS (125 kW)	3.31/4.10	226-250	8.6-9.5
2.0 TDCi Ford EcoBlue 170 PS (125 kW) HEV	3.31	226-249	8.6-9.5
2.0 TDCi Ford EcoBlue 185 PS (136 kW)	3.31	226-254	8.6-9.7
AWD			
2.0 TDCi Ford EcoBlue 130 PS (96 kW)	4.10	266-301	10.2-11.5
2.0 TDCi Ford EcoBlue 170 PS (125 kW)	4.10	263-269	10.0-10.2

Note for all Ford EcoBlue engines: Values shown illustrate vehicles fitted with Auto Start-Stop. Auto Start-Stop system reduces CO₂ emissions and fuel consumption by 6 g/km and between 0.2-0.3 L/100km respectively. ⁸⁰The illustrated axle ratio shown is the one available dependent upon model, GVM payload and engine/transmission combination.

⁹⁰⁰The declared fuel/energy consumptions, CO₂-emissions and electric ranges are determined according to the technical requirements and specifications of the European Regulations (EC) 715/2007 and (EU) 2017/1151 as last amended. Light Duty vehicles type-approved using the Worldwide Harmonised Light Vehicle Test Procedure (WLTP) will have fuel/energy consumptions and CO₂-emission information for New European Drive Cycle (NEDC) and WLTP. WLTP will fully replace the NEDC latest by end of the year 2020. The applied standard test procedures enable comparison between different vehicle types and different manufacturers. In addition to the fuel efficiency of a vehicle, driving behaviour as well as other non-technical factors play a role in determining a vehicle's fuel/energy consumption, CO₂ emissions and electric ranges. CO₂ is the main greenhouse gas responsible for global warming. A guide on fuel economy and CO₂ emissions which contains data for all new passenger carrying vehicle models is available at any point of sale free of charge or can be downloaded under www.ford.ie. For further information see www.ford.ie.



WWW

Full features and specifications (not located in the printed brochure)

To review the full features and specifications, download the digital brochure or view the interactive brochure. These can be downloaded from: www.ford.ie or scan the QR code.

Get the most from your new Ford

We want to help you get the most from your new Ford. And to do that, you need to know how much it is designed to safely carry, both in terms of payload and load volume. Your Transit Centre can provide professional advice on important specification aspects, and help to find the right van for your budget and business needs.

The Ford Transit Van is designed to carry cargo – and lots of it.

Choosing a new van is an important decision with lots of factors to be considered. While some aspects, like selecting the most appropriate derivative, identifying the intended primary use and determining load box size are relatively simple, others, such as calculating payload are more complex.

Payload capacity

To calculate payload, you need to know two things: the vehicle's gross vehicle mass (GVM) and its kerb mass.

GVM is the maximum permissible weight of the vehicle when loaded and ready to go – that includes the weight of the vehicle itself, ancillaries, driver and crew (assuming the industry standard weight of 75 kg/person), fluids, fuel tank 90% full (1 litre of diesel = approximately 0.85 kg), optional and aftermarket equipment, and cargo.

For simplicity, Ford Transit models are designated according to their GVM. For example, a 280 has a GVM of c. 2,800 kg; and a 300 has a GVM of c. 3,000 kg.

Kerb mass is the weight of a standard-specification Base series vehicle, including fluids and fuel tank 90% full, but without the driver, crew or cargo.

Payload is the difference between the two.

Gross vehicle mass minus **kerb mass** = **payload**

So to help you choose the right vehicle for your needs, here are some more detailed explanations about the factors that can influence a vehicle's payload. These include, but are not limited to:

Driver and crew

We calculate the weight of the driver and crew based on the industry-standard weight of 75 kg/person. Remember that the driver and crew are not included in the kerb mass figure, so when a driver or crew boards the vehicle, its payload will be reduced accordingly.

Factory-fitted options

Most factory-fitted options will affect a vehicle's payload. For example, air conditioning can add approximately 18 kg to a vehicle's weight, and therefore reduce its payload accordingly.

However, specifying a single front passenger seat in lieu of the standard dual seat will reduce the vehicle's weight by approximately 12 kg, and increase its payload by the same amount. Your Transit Centre will be able to tell you what features can add or reduce your vehicle's kerb mass and by how much.

Series

All kerb masses quoted in this brochure are for standard-specification Base series models, unless otherwise stated. Trend and Limited series models will generally weigh more than Base series due to the increased level of features and equipment.

Manufacturing tolerances

Variations in manufacturing and production processes mean that no two vehicles are likely to weigh exactly the same.

Accessories and aftermarket conversions

It is important to think carefully about what you add to your vehicle after you take delivery. Any accessories fitted or aftermarket conversions to the vehicle may adversely affect its payload. Please speak to your Transit Centre for more information and advice.

If payload is critical to your business, or if you plan to carry cargo at, or close to, the vehicle's maximum capacity, your Transit Centre can help. Using their specialist expertise and knowledge, they can advise you on the exact specification of vehicle required to meet your individual business needs.

Configure your van to suit your job

Ford Commercial Vehicles are available with a wide range of standard and optional features. Your Transit Centre can help you ensure that you specify the right vehicle features for your specific business needs, including technical items to aid aftermarket fitment of specialist equipment or conversion.

Note Technical information for vehicle converters can be found online via the Body and Equipment Mounting Manual @etis.ford.com.go to >information >>vehicle conversions.

Weights and loads

	Max. gross payload (excluding driver) (kg)	Gross vehicle mass (kg)	Min. kerb mass (excluding driver) (kg)	Front axle plated mass (kg)	Rear axle plated mass (kg)
Van (3 seats)					
FWD					
350 L2 H2	1386-1473	3500	2028-2114	1750	2150
350 L2 H3	1344-1431	3500	2070-2156	1750	2150
350 L3 H2	1331-1420	3500	2081-2170	1750	2250
350 L3 H3	1286-1375	3500	2126-2215	1750	2250
RWD					
350 L2 H2	1323-1385	3500	2115-2174	1750/1850	2150
350 L2 H3	1284-1343	3500	2158-2216	1750/1850	2150
350 L3 H2	1233-1333	3500	2168-2267	1750/1850	2250
350 L3 H3	1197-1344	3500	2212-2303	1750/1850	2250
350 L4 H3	960-1177	3500	2323-2540	1750/1850	2250/2450
470 L4 H3	2160-2209	4700	2491-2540	1850	3300
AWD					
350 L2 H2	1279	3500	2221	1850	2150
350 L2 H3	1237	3500	2263	1850	2150
350 L3 H2	1173-1217	3500	2283-2327	1850	2250
350 L3 H3	1128-1172	3500	2328-2372	1850	2250
Double Cab-in-Van (7 seats)					
RWD					
350 L3 H2	1154-1175	3500	2325-2346	1750/1850	2250
350 L4 H3	1001-1022	3500	2478-2499	1750/1850	2250
AWD					
350 L3 H2	1056-1060	3500	2440-2444	1850	2250
350 L4 H3	912-916	3500	2584-2588	1850	2250

FWD = Front-wheel drive, **RWD** = Rear-wheel drive, **AWD** = All-wheel drive, **L2** = Medium wheelbase, **L3** = Long wheelbase, **L4** = Long wheelbase extended length, **H2** = Medium Roof, **H3** = High Roof. Figures apply to Medium Roof vehicles unless otherwise stated. For High Roof option vehicles, kerb mass is increased and payload reduced. Kerb mass is affected by many factors such as bodystyles, engines and options. It is the weight of a standard-specification base series vehicle (different series will have different kerb masses), including fluids and fuel tank 90% full, but without the driver (75 kg), crew or cargo. Payload within this guide is the difference between gross vehicle mass (GVM) and kerb mass with a further 75 kg deduction for the weight of the driver. It must be noted that actual weight will always be subject to manufacturing tolerances which may result in payload variations between this guide and actual weight. For customers intending to load vehicle close to maximum payload, we suggest you also add a margin for error of 5% of kerb mass to the kerb mass figure before calculation, to reduce risk of overloading. NB: It is the responsibility of the vehicle operator to ensure their vehicles are legally compliant for road use. Consult your Ford Commercial Vehicle Dealer for more information.

Max. GTM (kg)

	Axle ratio ⁹⁰	GVM		
		350	470	
Van/Double Cab-in-Van				
FWD				
2.0 TDCi Ford EcoBlue 105 PS (77 kW)	4.429/3.263 (?)	●	5065	–
2.0 TDCi Ford EcoBlue 130 PS (96 kW)	4.429/3.263 (?)	●	5065	–
2.0 TDCi Ford EcoBlue 130 PS (96 kW)	4.93/3.450 (?)	○	5700	–
2.0 TDCi Ford EcoBlue 130 PS (96 kW) 6-speed automatic	3.39	●	4250	–
2.0 TDCi Ford EcoBlue 170 PS (125 kW)	4.429/3.263 (?)	●	5065	–
2.0 TDCi Ford EcoBlue 170 PS (125 kW)	4.71**/4.93	●	6000	–
2.0 TDCi Ford EcoBlue 170 PS (125 kW)	4.93/3.450 (?)	○	6000	–
2.0 TDCi Ford EcoBlue 170 PS (125 kW) 6-speed automatic	3.39	●	4250	–
2.0 TDCi Ford EcoBlue 185 PS (136 kW)	4.429/3.263 (?)	●	5065	–
2.0 TDCi Ford EcoBlue 185 PS (136 kW)	4.93/3.450 (?)	○	6000	–
RWD				
2.0 TDCi Ford EcoBlue 105 PS (77 kW)	3.31/3.73	● / ○	5100 –	–
2.0 TDCi Ford EcoBlue 105 PS (77 kW)	3.73	○	5600 –	–
2.0 TDCi Ford EcoBlue 130 PS (96 kW)	3.31	●	5550 –	–
2.0 TDCi Ford EcoBlue 130 PS (96 kW)	3.73	○	6100	–
2.0 TDCi Ford EcoBlue 130 PS (96 kW)	4.10	● / ○	– 6500	6500 –
2.0 TDCi Ford EcoBlue 130 PS (96 kW)	3.31	●	5550 –	–
2.0 TDCi Ford EcoBlue 130 PS (96 kW)	3.73	○	6000 –	–
2.0 TDCi Ford EcoBlue 170 PS (125 kW)	3.31	●	5650	–
2.0 TDCi Ford EcoBlue 170 PS (125 kW)	3.73	○	6400	–
2.0 TDCi Ford EcoBlue 170 PS (125 kW)	4.10	●	7000	7000 –
2.0 TDCi Ford EcoBlue 170 PS (125 kW)	4.10/3.450 (?)	○	7000	7000 –
2.0 TDCi Ford EcoBlue 170 PS (125 kW)	3.31	●	5500 –	–
2.0 TDCi Ford EcoBlue 170 PS (125 kW)	3.73	○	6300 –	–
2.0 TDCi Ford EcoBlue 185 PS (136 kW)	3.31	●	5650	–
2.0 TDCi Ford EcoBlue 185 PS (136 kW)	3.73	○	6400	–
2.0 TDCi Ford EcoBlue 185 PS (136 kW)	4.10	○	7000	–
AWD				
2.0 TDCi Ford EcoBlue 130 PS (96 kW)	4.10	●	6000	–
2.0 TDCi Ford EcoBlue 170 PS (125 kW)	4.10	●	6000	–

● = Standard, ○ = Option, at extra cost. **Note:** All engines are EU6.2 unless stated. ⁹⁰The illustrated axle ratio shown is the one available dependent upon model, GVM payload and engine combination. *GTM is limited to 5,500 kg if fitted with rear air conditioning. Consult your Dealer for more information. **Available from February 2020 production.

Max. braked trailer plate (kg)

	Axle ratio ⁹⁰	GVM		
		350	470	
Van/Double Cab-in-Van				
FWD				
2.0 TDCi Ford EcoBlue 105 PS (77 kW)	4.429/3.263 (?)	●	2500 1950/2500 2150/2100	–
2.0 TDCi Ford EcoBlue 130 PS (96 kW)	4.429/3.263 (?)	●	2500 2500 2050/2000 ⁹¹ 2150/2100 ⁹¹	–
2.0 TDCi Ford EcoBlue 130 PS (96 kW)	4.93/3.450 (?)	○	2800 2800 2700/2650 ⁹¹ 2750	–
2.0 TDCi Ford EcoBlue 130 PS (96 kW) 6-speed automatic	3.39	●	1900/1850 ⁹¹ 1750/1700 ⁹¹ 1200/1150 ⁹¹	–
2.0 TDCi Ford EcoBlue 170 PS (125 kW)	4.18/3.045 (?)	●	–	–
2.0 TDCi Ford EcoBlue 170 PS (125 kW)	4.429/3.263 (?)	●	2500 2500 2050/2000 ⁹¹	–
2.0 TDCi Ford EcoBlue 170 PS (125 kW)	4.71**/4.93	●	2800 2800	–
2.0 TDCi Ford EcoBlue 170 PS (125 kW)	4.93/3.450 (?)	○	2800 2800	–
2.0 TDCi Ford EcoBlue 170 PS (125 kW) 6-speed automatic	3.39	●	1900/1850 ⁹¹ 1750/1700 1200/1150 ⁹¹	–
2.0 TDCi Ford EcoBlue 185 PS (136 kW)	4.429/3.263 (?)	●	2500 2500	–
2.0 TDCi Ford EcoBlue 185 PS (136 kW)	4.93/3.450 (?)	○	2800 2800	–
2.0 TDCi Ford EcoBlue 185 PS (136 kW) 6-speed automatic	3.39	●	1900/1850 ⁹¹ 1750/1700 ⁹¹ 1200/1150 ⁹¹	–
RWD				
2.0 TDCi Ford EcoBlue 105 PS (77 kW)	3.31	○	2550/2400 ⁹¹ –	–
2.0 TDCi Ford EcoBlue 105 PS (77 kW)	3.73	●	2800 –	–
2.0 TDCi Ford EcoBlue 130 PS (96 kW)	3.31	●	2750 2750	–
2.0 TDCi Ford EcoBlue 130 PS (96 kW)	3.73	○	2800 2800	–
2.0 TDCi Ford EcoBlue 130 PS (96 kW)	4.10	● / ○	3000 3000	2300 2300
2.0 TDCi Ford EcoBlue 130 PS (96 kW)	3.31/3.73	● / ○	2750 –	–
2.0 TDCi Ford EcoBlue 130 PS (96 kW)	3.73	○	2800 –	–
2.0 TDCi Ford EcoBlue 170 PS (125 kW)	3.31	●	2800 2800	–
2.0 TDCi Ford EcoBlue 170 PS (125 kW)	3.73	○	2900 2900	–
2.0 TDCi Ford EcoBlue 170 PS (125 kW)	4.10	●	3500 3500	3500 –
2.0 TDCi Ford EcoBlue 170 PS (125 kW)	4.10/3.450 (?)	○	3500 3500	3500 –
2.0 TDCi Ford EcoBlue 170 PS (125 kW)	3.31	●	2750 –	–
2.0 TDCi Ford EcoBlue 170 PS (125 kW)	3.73	○	2800 –	–
2.0 TDCi Ford EcoBlue 185 PS (136 kW)	3.31	● / ○	2800 2800	–
2.0 TDCi Ford EcoBlue 185 PS (136 kW)	3.73	○	2900 2900	–
2.0 TDCi Ford EcoBlue 185 PS (136 kW)	4.10	○	3500 3500	–
AWD				
2.0 TDCi Ford EcoBlue 130 PS (96 kW)	4.10	●	2650-2800	–
2.0 TDCi Ford EcoBlue 170 PS (125 kW)	4.10	●	2650-2800	–

● = Standard, ○ = Option, at extra cost. **Note:** All engines are EU6.2 unless stated. ⁹⁰The illustrated axle ratio shown is the one available dependent upon model, GVM payload and engine combination. *GTM is limited to 5,500 kg if fitted with rear air conditioning. ⁹¹**Vehicles fitted with optional rear air suspension are not suitable for towing and therefore have no trailer plate value. Maximum unbraked trailer mass is 750 kg. **Available from February 2020 production.

Model availability

	350 L2 H2	350 L2 H3	350 L3 H2	350 L3 H3	350 L4 H3	470 L4 H3
Van						
FWD						
2.0 TDCi Ford EcoBlue 105 PS (77 kW)	●	●	●	●	–	–
2.0 TDCi Ford EcoBlue 130 PS (96 kW)	●	●	●	●	–	–
2.0 TDCi Ford EcoBlue 130 PS (96 kW) mHEV	●	●	●	●	–	–
2.0 TDCi Ford EcoBlue 130 PS (96 kW) 6-speed automatic	●	●	●	●	–	–
2.0 TDCi Ford EcoBlue 170 PS (125 kW)	●	●	●	●	–	–
2.0 TDCi Ford EcoBlue 170 PS (125 kW) mHEV	●	●	●	●	–	–
2.0 TDCi Ford EcoBlue 170 PS (125 kW) 6-speed automatic	●	●	●	●	–	–
2.0 TDCi Ford EcoBlue 185 PS (136 kW)	●	●	●	●	–	–
RWD						
2.0 TDCi Ford EcoBlue 105 PS (77 kW)	●	●	●	●	–	–
2.0 TDCi Ford EcoBlue 130 PS (96 kW)	●	●	●	●	●	●
2.0 TDCi Ford EcoBlue 130 PS (96 kW) mHEV	–	–	●	●	●	–
2.0 TDCi Ford EcoBlue 170 PS (125 kW)	●	●	●	●	●	●
2.0 TDCi Ford EcoBlue 170 PS (125 kW) mHEV	–	–	●	●	●	–
2.0 TDCi Ford EcoBlue 170 PS (125 kW) Stage 6 HDT	–	–	–	–	●	–
2.0 TDCi Ford EcoBlue 185 PS (136 kW)	–	–	●	●	●	–
AWD						
2.0 TDCi Ford EcoBlue 130 PS (96 kW)			●	●		–
2.0 TDCi Ford EcoBlue 170 PS (125 kW)	●	●	●	●		–
Double Cab-in-Van						
RWD						
2.0 TDCi Ford EcoBlue 130 PS (96 kW)	–	–	●	–	●	–
2.0 TDCi Ford EcoBlue 170 PS (125 kW)	–	–	●	–	–	–
2.0 TDCi Ford EcoBlue 185 PS (136 kW)	–	–	●	–	●	–
AWD						
2.0 TDCi Ford EcoBlue 130 PS (96 kW)	–	–	●	–	●	–

● = Available, – = Not available. **L2** = Medium wheelbase, **L3** = Long wheelbase, **L4** = Long wheelbase extended length, **H2** = Medium Roof, **H3** = High Roof, **FWD** = Front-wheel drive, **RWD** = Rear-wheel drive, **AWD** = All-wheel drive. All engines are EU6.2 with 6-speed manual transmission unless stated. *Available from February 2020 production.

Styling and appearance

	Leader	Trend	Limited	MFC Code
Wheels				
Steel – 16"x6½" (fitted with 235/65 R16C BSW tyres)* (standard on 350 models only)	●	●	–	D2XAD
Steel – 16"x5", dual rear wheels, hub caps on front wheels (fitted with 195/75 R16 BSW tyres)* (standard on L4 (LWB-EF) 470 series only, and optional only on L4 (LWB-EF) 350 RWD series)	●/○	●/○	–	Wheels D2XCS/J4VAC, front hub cap D5AAV
Alloy – 16"x6½", 5-spoke (fitted with 215/65 R16C BSW tyres)* (not available on L4 (LWB-EF) models) (350 series: 235/65 R16C BSW tyres) (includes locking wheel nuts)	–	○	●	D2XD7
Wheel covers – Half caps	●	–	–	D5AAG
Wheel covers – Full (not available on Double Cab-in-Van Leader)	○	●	–	D5AAB
Locking wheel nuts	–	□	●	D5EAD
Spare – Full-size steel with Tool Kit Pack content on Van Leader and Trend	○/□	○/□	○	D17AD
Tyre inflator kit	●	●	●	AHTAB
Design features				
Body – H2 (Medium Roof) (not available on L4 (LWB-EF))	●	●	●	A1FAE
Body – H3 (High Roof) (standard on L4 (LWB-EF))	○	○	○	A1FAC
Door mirrors – Blind spot eliminator and integrated side indicator	●	●	●	–
Door mirrors – Manual adjust	●	–	–	BSHBW
Door Mirrors - Dual Power Signal Mirrors	○	–	–	BSHB3
Door mirrors – Electrically-operated and heated	○	●	●	BSHDJ
Door mirrors – Power-foldable, electrically-operated and heated	○	○	–	BSHBJ
Bodyside mouldings – Wide, self colour	●	●	●	BMBBK
Front bumper – Self colour	●	●	–	CLFBW
Front bumper – Body colour upper, self colour lower	–	–	●	CLFKG
Rear bumper – Self colour with integrated step	●	●	●	CLMAW
Door handles – Self colour	●	●	●	CAAAB
Cargo door handle – Self colour	●	●	●	CACAB
Front grille – Self colour	●	–	–	BLDCF
Front grille – Self colour with chrome surround	–	●	●	BLDAT
Tinted glass – Complete	●	●	●	B2GAB
Paint				
Paint – Metallic	○	○	○	AD4AC
Option Packs				
CV-Specific 1 Marketing Flex Pack – Complete rear trim full-height board, Easy to Clean Load Floor, extended range single fuel tank (RWD 2WD only), and LED loadspace compartment lights (Van only)	○	○	○	AGJAB
Visibility Pack 1 – Quickclear heated windscreen, low washer fluid sensor and electrically-operated and heated door mirrors (Van only)	○	–	–	ABSAH
Visibility Pack 2 – Quickclear heated windscreen, low washer fluid sensor, electrically-operated and heated power-foldable door mirrors, automatic headlights, auto-dimming rear-view mirror (if either no bulkhead or glazed bulkhead are specified), rain-sensing wipers and, if not already specified, front fog lights	○	●	●	ABSAJ
Visibility Pack 3 – Lane-Keeping Alert (including auto high beam), rear-view camera, Quickclear heated windscreen, low washer fluid sensor, high-series instrument cluster, electrically-operated and heated power-foldable door mirrors, automatic headlights, auto-dimming rear-view mirror (if either no bulkhead or glazed bulkhead are specified), rain-sensing wipers (only available if ICE Packs 20, 21, 24 and 25 are specified)	–	○	○	ABSAM

● = Standard, ○ = Option, at extra cost, □ = Part of an option pack, at extra cost. *The wheel you choose will be fitted with the tyre size noted, but no choice of tyre brand is available.

Driving experience

	Leader	Trend	Limited	MFC Code
Driver assistance				
Cruise control (including leather-trimmed steering wheel and Adjustable Speed Limiter)	○	●	●	GTDAB
Lane-Keeping Alert ²⁾ (includes auto high beam, high-series instrument cluster, Quickclear heated windscreen and automatic headlights)	○/□	○/□	○/□	HLEAC
Adaptive Cruise Control (ACC) (includes Pre-Collision Assist ²⁾ (with Pedestrian Protection), leather-trimmed steering wheel and Lane-Keeping Alert ²⁾ (when EU6.2 engine is present))	○	○	○	GTDAC
Intelligent Adaptive Cruise Control (includes Pre-Collision Assist ²⁾ and leather-trimmed steering wheel) (only available when specified with ICE Pack 25)	□	□	□	GTDAX
Acceleration control	○	○	○	C7JAB
Rear-view camera (includes centre high-mounted LED downlighting) (includes split-view functionality, when specified in conjunction with front video camera)	□	□	□	J3KAR
Front wide-view camera with split-view (includes rear wide-view camera)	○	○	○	J3QAC
Fixed Rear View Camera	○	○	○	J3KAB
Parking distance sensor(s) – Front and rear (includes front fog lights if not already specified)	○	●	●	HNLAB/HNKAB
Side Park Aid (includes outer front and rear parking sensors)	□/○	□/○	●	HNRAB
Active Park Assist (Enhanced) – Including perpendicular park assist, Park-Out Assist and Side Park Aid	○	○	○	HNSAB
Speed Limiter – (56 mph) (Van only) (standard on Van 470 variants)	○/●	○/●	○/●	DCFAH
Speed Limiter – (62 mph) (not available on 470 L4 on Van)	○	○	○	DCFAG
Speed Limiter – (75 mph) (Double Cab-in Van only)	○	○	–	DCFAE
Auxiliary Fuel Ports (Van only)	○	○	○	GB2AB
Trailer Sway Control (TSC) ¹⁾ (activated with Ford trailer tow attachments) (only available on Double Cab-in-Van with AWD on 350 series or on FWD with L4 350 series)	□	□	□	C2DAB
Exterior lighting				
Headlights – Daytime running lights	●	–	–	JBCAB
Headlights – LED daytime running lights	□	●	●	JBCAB
Headlights – Halogen projector headlights containing daytime running lights	●	●	–	JBBAB
Headlights – Halogen projector headlights containing LED daytime running lights and static cornering	–	●	●	JBDAR
Headlights – Bi-xenon headlights with LED daytime running lights and static bending	○	○	●	JBBAC
Headlights – Levelling control	●	●	●	JEAAB
Headlights – Automatic on/off	□	●	●	JEDAC
Headlights – Courtesy delay, 30 seconds duration	●	●	●	JB1AB
Downlighting – Centre high-mounted LED	○/□	○/□	○/□	BEBAB
Fog lights – Front	○/□	●	●	JBKAB
Roof marker lights (DRW models of Van only) (standard on 470 L4)	●/□	●/□	–	JBPAE
Side marker lights (L4 (LWB-EF) models only)	●	●	–	JDCAB
Suspension				
Front, independent MacPherson struts, variable rate coil springs, stabiliser bar, gas-pressurised shock absorbers and rear leaf springs	●	●	●	No MFC
Instruments and controls				
Tyre Pressure Monitoring System (TPMS) ¹⁾	○	○	○	D19AC
Tachograph – Digital, electronic, 24-hour (not available on FWD derivatives when specified with automatic transmission) (standard on Van 470 L4)	○	○	○	HDKAD
Technology				
Selectable driving mode	●	●	●	–

● = Standard, ○ = Option, at extra cost, □ = Part of an option pack, at extra cost. ¹⁾Safety feature, ²⁾Driver assistance feature.

Performance and efficiency

	Leader	Trend	Limited	MFC Code
Instruments and controls				
Vehicle Maintenance Monitor driver information system	●	●	●	ABGAB
Trip computer (distance to empty, instant and average fuel consumption, average speed, outside temperature)	●	●	●	HEBAD
Battery – Cold start (-20°C)	●	●	●	DEAAD
Battery – Twin Improved Flooded (IF), cold start (-29°C)	○	○	○	DEAAF, HTAAC
Battery – Twin H8 AGM deep cycle battery (heavy-duty battery)	○/□	○/□	○	HTCAG, HTAAC
Alternator – Standard duty 165 Amp (only available on RWD variants with HDT engines and AWD variants EU6.2 engines) (not available on Kombi Van and Kombi MI)	●	●	–	HUAAB
Alternator – Extra heavy-duty 250 Amp (standard only on FWD/RWD variants with Stage and EU6.2 engine, optional on RWD variants with HDT engines and AWD variants, also available as part of an option pack on Leader and Trend except FWD variants on Van)	●/○	●/○	●	HUAAD
Technology				
Water in fuel filter with sensor	●	●	●	–

● = Standard, ○ = Option, at extra cost.

Comfort and convenience

	Leader	Trend	Limited	MFC Code
Interior convenience				
Assist handle – Located on B-pillar (Van only)	●	●	●	–
Bottle holder – Twin, 2-litre bottle capacity, facia-mounted	●	●	●	–
Glovebox – With lid and A4 file storage capability	●	–	–	B5LAC
Glovebox – Lockable, with lid and A4 file storage capability (optional pack for Van on Leader)	□	●	●	B5LAB
AUX 2-DIN instrument panel console	○	○	–	A9QAB
MyKey	●	●	●	–
Overhead console	●	●	●	B5VAB
Power point socket – 2 x 12 V (located on instrument panel and in stowage bin)	●	●	●	–
Power point socket – 230 V (400 W) power converter	○	○	○	J3EAC
Power point socket – 12 V (located in rear)	○	○	–	J3FAB
Storage – Front door map pockets	●	●	●	–
Storage – Underseat stowage compartment (under dual passenger seat)	●	●	●	–
Audio and communication systems				
Single DIN AM/FM Radio with DAB, MyFord Dock, four front speakers (two woofers and two tweeters), remote audio controls, Bluetooth® and a USB connectivity port with iPod® functionality (not available on L4 430 and 470)	●	–	–	ICFAP
Connection Radio with DAB (includes Emergency Assistance*), with four front speakers (two woofers and two tweeters), 4" TFT display, remote audio controls, FordPass Connect modem, GNSS antenna (fin antenna), Bluetooth® and two USB connectivity ports with iPod® functionality (standard on Van Leader for L4 470)	○/●	●	–	ICFAT
AM/FM Radio with DAB, Ford SYNC 2.5 (includes Emergency Assistance*) with Bluetooth®, voice pass-through, AppLink, audible text messaging and privacy mode, 8" touchscreen display, integrated control panel, FordPass Connect modem, GNSS antenna (fin antenna), two USB connectivity ports with iPod® functionality, four front speakers (two woofers and two tweeters)	○	○	●	ICFAX
AM/FM Radio with DAB, embedded navigation, Ford SYNC 3 (includes Emergency Assistance*) with Bluetooth®, Voice Control System, AppLink, audible text messaging and privacy mode, 8" touchscreen display, extended integrated control panel, FordPass Connect modem, GNSS antenna (fin antenna), two USB connectivity ports with iPod® functionality, remote audio controls, six speakers	○	○	○	ICFAO
AM/FM Radio with DAB, embedded navigation, Intelligent Adaptive Cruise Control, Ford SYNC 3 (includes Emergency Assistance*) with Bluetooth®, Voice Control System, AppLink, audible text messaging and privacy mode, 8" touchscreen display, extended integrated control panel, FordPass Connect modem, GNSS antenna (fin antenna), two USB connectivity ports with iPod® functionality, remote audio controls, six speakers	○	○	○	ICFA1

● = Standard, ○ = Option, at extra cost, □ = Part of an option pack, at extra cost. *The wheel you choose will be fitted with the tyre size noted, but no choice of tyre brand is available.

Comfort and convenience

	Leader	Trend	Limited	MFC Code
Climate control				
Air conditioning – Front, including filter-air pollen purifier	○	○	●	AC_B
Heater – Recirculation	●	●	●	G2AAE
Interior lighting				
Courtesy lights – Header-mounted, front with theatre dimming	●	–	–	JCFAC
Courtesy lights – Header-mounted, front with theatre dimming and map lights	–	●	●	JCFAC
Courtesy lights – Rear seat, with theatre dimming (Double Cab-in-Van only)	●	●	●	JCIAJ
Loadspace compartment lights	●	●	●	JCMAB
Loadspace compartment lights – LED (optional pack on Van only)	○/□	○/□	○	JCMAD
Seating				
Driver's seat – 8-way (fore/aft; recline; height; and tilt) with armrest	●	●	●	BYPAY
Front passenger's seat – Single, 4-way (fore/aft; and recline)	○	○	○	FS_B/BYQBD
Front passenger's seat – Single, 8-way heated (fore/aft; recline; height; and tilt)	○	○	–	FS_B/BYQAZ
Front passenger's seat – Dual, fixed back with split lift-up seat cushion for stowage, fold-out table	●	●	●	FS_G/BYQAB/BW7AB
Front passenger's seat – Dual, heated, fixed back with split lift-up seat cushion for stowage, fold-out table	○	○	○	FS_G/BYQAB/BY1AB/BY2AB/BW7AB
Rear Seat Pack 1, Double Cab-in-Van – Second row; removable quad seats (2+2) (L3 (LWB) 350 variant only)	○	○	○	BYYAB
Rear Seat Pack 2, Double Cab-in-Van – Second row; removable triple wide seats	●	●	●	BYYAC
Instruments and controls				
Hydraulic power-assisted steering (HPAS) (only available with AWD, not available on EU6.2 engine variants)	●	●	●	–
Electric power-assisted steering (EPAS) (standard on EU6.2 engine 2WD variants and all HDT6 engines)	●	●	●	–
Steering column – Rake- and reach-adjustable	●	●	●	GRAAF
Wipers – Front, variable/intermittent with electric wash	●	–	–	CFFAB
Wipers – Front, rain-sensing (includes automatic headlights)	□	●	●	CFFAE
Steering wheel – 4-spoke, polyurethane	●	–	–	GTAAB
Steering wheel – 4-spoke, leather-trimmed	□	●	●	GTAAE
Gearshift knob – Leather-trimmed	–	–	●	CAEAB
Windows – Electrically-operated front with one-touch lowering on driver's side	●	●	●	B2CAF
Technology				
Single fuel tank – 70 litres (EU6.2 FWD) (EU6.2 RWD is 75 litres)	●	●	●	GBAAB
Extended range single fuel tank – 95 litres (optional pack on Van)	□	□	–	GBAAC
Ford Easy Fuel capless refuelling system with misfuel inhibit	●	●	●	GBZAJ
AdBlue® aftertreatment system – 24 litre	●	●	–	–
Auto Start-Stop system	●	●	●	DECAU
Quickclear heated windscreen	□	●	●	B3MAB

● = Standard, ○ = Option, at extra cost, □ = Part of an option pack, at extra cost. *The wheel you choose will be fitted with the tyre size noted, but no choice of tyre brand is available.

Safety and security

	Leader	Trend	Limited	MFC Code
Safety				
Anti-lock braking system (ABS) with electronic brake-force distribution (EBD) ¹⁾	●	●	●	FEAAM
Electronic Stability Control (ESC) ¹⁾	●	●	●	FEAAQ
Curve Control ¹⁾	●	●	●	–
Hill Start Assist (HSA) ²⁾	●	●	●	A54AB
Load Adaptive Control (LAC) ¹⁾	●	●	●	–
Emergency Brake Assist (EBA) ¹⁾	●	●	●	–
Emergency Brake Warning ²⁾	●	●	●	FCCAB
Roll Stability Control (RSC) ¹⁾	●	●	●	–
Airbag – Driver's ¹⁾	●	●	●	CPGAB
Airbag – Front passenger's* ¹⁾ (includes passenger's airbag deactivation function) (standard on MI variants)	○	○	○	CPHAB
Seat belts – 3-point diagonal inertia reel (all seats) ¹⁾	●	●	●	CPBAB/CP CAB
ISOFIX child seat – 2 x second-row attachments ¹⁾ – (Double Cab-in-Van only)	●	●	●	CPSAB
First aid kit	○	○	○	AHQAB
Security				
Alarm – Perimeter	○	○	○	HNAAD
Alarm – Thatcham Category 1A (Van) – Cab interior sensing, inclination sensor and trailer coupling, when fitted (includes remote locking with 2 key fobs) (includes full metal unglazed bulkhead and unglazed rear doors)	○	○	○	HNAAG
Alarm – Thatcham Category 1B (Van) – Cab interior sensing, inclination sensor and trailer coupling, when fitted (includes remote locking with 2 key fobs) (includes full steel glazed bulkhead and unglazed rear doors)	○	○	○	HNAAN
Alarm – Thatcham Category 1C (Double Cab-in-Van) – Cab interior sensing, inclination sensor and trailer coupling, when fitted (includes remote locking with 2 key fobs)	○	○	○	HNAAQ
Immobiliser – Safeguard Passive Anti-Theft System (PATS) (insurance-approved Category 2 Immobiliser)	●	●	●	–
Locks – Power central locking (Double Cab-in Van only)	○	–	–	CBAAB
Locks – Power door deadlocks, shielded with strengthened mountings	●	●	●	CBAAM
Locks – Remote control central locking with 1 key fob	●	–	–	CBFAQ
Locks – Remote control central locking with 2 key fobs	○	●	●	CBFAJ
Locks – Configurable unlocking (Van) 2-stage unlocking*	●	●	●	CB4AB
Locks – Configurable unlocking (Double Cab-in-Van) 2-stage unlocking*	●	●	●	CB4AC
Locks – Auto relocking, doors relock after 45 seconds if no door is opened	●	●	●	CB1AB
Locks – Audio mis-lock feedback, audible signal if a door is ajar when locking activated	●	●	●	CBCAB
Locks – Audio mis-lock feedback, audible signal if a door is ajar when locking activated, with slam lock	○	–	–	CBCAE
Locks – Auto locking on drive-away (Double Cab-in-Van)	●	●	●	CBBAB
Locks – Auto locking on drive-away (Van), doors automatically lock at 8 km/h (5 mph)	●	●	●	CBBAE
Locks – Key-operated bonnet release	●	●	●	–
Locks - Single Door Locking (Van)	○	○	○	CBSAC
Brakes				
Dual-circuit, with self-adjusting servo-assistance and ABS. Front and rear discs	●	●	●	–

● = Standard, ○ = Option, at extra cost, □ = Part of an option pack, at extra cost. ¹⁾Safety feature, ²⁾Driver assistance feature. *For details of the configurations available please consult your Ford Dealer. Please note: Configurable locking must be defined at the time of order, it cannot be ordered as a Dealer-fitted option or accessory. ***Note: A rear-facing child seat should never be placed in the front passenger seat when the Ford vehicle is equipped with an operational front passenger's airbag.**

Utility

	Base	Trend	Limited	MFC Code
Body				
Doors – Passenger's side load (sliding) door	●	●	●	A4LAB
Doors – Driver's side load (sliding) door (not available on L4 (LWB-EF) Double Cab-in-Van)	○	○	○	A4LAC
Power step – Passenger's side load door (RWD Van models only)	○	○	○	BPLA5
Doors – Unglazed rear doors, hinged for 180° opening, positive stop at 90° (L2 (MWB) and L3 (LWB) models only)	●	●	●	A6KAB
Doors – Unglazed rear doors, hinged for widest opening up to magnetic door retainers (not available on L2 (MWB) models, optional on L3 (LWB) models and standard on L4 (LWB-EF))	○	○	○	A6KAE
Doors – Glazed and heated	○	○	○	B3NAB, B3HAC
Doors – Power slide side door with Close Assist (not available on Double Cab-in-Van or on L2 (MWB) Van)	○	○	○	A6QAJ
Side windows, Double Cab-in-Van – Second row, sliding	●	●	●	B3AAD, B3BAD
Engine undershield	○	○	○	A1CAH
Carpet and trim				
Floor covering – Cab, easy-clean rubber (Van only)	●	●	●	BBKAC
Floor covering – Full-length, easy-clean rubber (Double Cab-in-Van only)	●	●	●	BBKAE
Headlining – Cab, moulded (Van only)	●	●	●	BBZAC
Headlining – Extended, moulded (Double Cab-in-Van only)	●	●	●	BBZAH
Certification				
Vehicle Identification Number – Visible	●	●	●	–
Electrical				
Exterior functional				
Mudflaps – Rear	●	●	●	A1KAB
Tow bar with Trailer Sway Control and 13-pin electrics (tachograph may be required) (not available on L4 (LWB-EF) 350 variant)	○	○	○	CIDAB
Rear window ladder (only available with 180° hinged rear doors) (not available with L4 (LWB-EF) models)	○	○	○	BLOAB
Load compartment				
Bulkhead – Full-width polymer moulded, unglazed (Van only)	○	○	○	A6ABD
Bulkhead – Full-width polymer moulded with window (Van only)	○	○	○	A6ABE
Bulkhead – Full-width metal, unglazed (Van only)	●	●	●	A6ABB
Bulkhead – Full-width metal with window (Van only)	□	□	□	A6ABC
Bulkhead – Moulded with window (Double Cab-in-Van only)	●	●	●	A6AAW
Complete rear sidewall trim half-height board with wheel arch covers (optional on Van)	●	●	●	BBAAG
Complete rear trim full-height board with wheel arch covers (Van only)	□	●	●	BBAAD
Easy to Clean Load Floor (Van only)	○/□	●	●	BDIAJ
Load area protection kit – Complete rear trim full-height board, Easy to Clean Load Floor and load compartment tie-down loops (not available with rear compartment heater) (Van only)	○	○	○	BDMAB
Load compartment – DIN 75410 compliant tie-down loops	●	●	●	BDEAB
Load retention pack (interior racking) (only available with flex floor) (Van only)	○	○	○	BDSAH
Flex floor (Van only) (includes driver's side load door if not already specified)	○	○	○	BDIAI
Instruments and controls				
Gearshift Indicator light	●	●	●	–

● = Standard, ○ = Option, at extra cost, □ = Part of an option pack, at extra cost.

Accessories

Part name	Availability	Part Number (FINS)
Base roof carrier L2	○ A	1816678
Base roof carrier L3	○ A	1816680
Rear window protection grille	○/○ A	1838135
Brink® tow bar, fixed	○ A	1855715
Brink® electrical kit for tow bar 13-pin connector, LHD	○ A	1855712
Brink® electrical kit for tow bar 13-pin connector, RHD	○ A	1855713
ClimAir® wind deflectors, front, light grey	○ A	1856560
ClimAir® wind deflectors, front, dark grey	○ A	1856561
Bosch® reverse warning device	○ A	1713304
Xvision Parking Distance Sensor(s), front	○ A	1855856
Xvision Parking Distance Sensor(s), rear	○ A	1855854
16" 5x2-spoke alloy wheel	○/○ A	1842987
Locking wheel nuts, set of 4	○/○ A	1763879

○ = Optional, at extra cost, ○ A = Optional accessory, at extra cost, +Please see back cover for warranty information.

Special Vehicle Options

	SVO Code	Leader	Trend	Limited	MFC Code
Electrical					
Engine rpm speed control, 1300-3000 rpm (not available with automatic transmissions)	A003	○/□	○/□	-	DCNAB
Auxiliary fuse panel	A526	○/□	○/□	○	JZGAB
Beacon Preparation Pack – Switch and front and rear wiring (includes auxiliary fuse panel (A526)) (cannot be ordered with rear air conditioning) (available as an option pack on Van)	A606	○	○	-	JZFAC
High Specification Interface Connector – Provides a range of hardwired signals and power for converters (includes auxiliary fuse panel (A526)) (available as an option pack on Van)	A608	○	○	-	JZDAE
The Ford Programmable Battery Guard – Patented 10-mode programmable battery guard system capable of protecting Ford and 3rd party battery	A540	□	□	-	JZAAC
Converter – High-Power Supply System – Meets heavy power-take-off requirements by equipping vehicles with two high-performance deep cycle AGM batteries (2 x 95 Ah), 240A alternator, engine rpm speed control and the Ford Programmable Battery Guard (not available with automatic transmissions)	A550	○	○	-	JZXAC
Manual Regen Initiation	A660	○	○	-	A6YAB
Paint					
Special Paint, 134 colours available, consult Dealer for details*	Various	○	○	○	AB7AB

○ = Option, at extra cost.

*SVO paint suffix must be entered at time of ordering. SVO paint pulls self-colour (black) bumpers, bodyside mouldings, mirror housings and door handles.

Next steps



For full features and specifications, download the digital e brochure or view the interactive brochure to benefit from the full immersive experience of your chosen Ford model. Please download them from: www.ford.ie



test drive

Visit your Ford Commercial Vehicle Dealer and test drive the Ford for yourself. Find your local Ford Commercial Vehicle Dealer: www.ford.ie



build

Build and price your new Ford to your exact specification and see how it looks at www.ford.ie



contact

www.ford.ie



own

When you drive away in your new vehicle, we're with you all the way. Ford has a large authorised service network to help you keep your vehicle in the best condition. And should your new Ford ever require accident repair, a Ford Accident Repair Centre is the best place to get your vehicle back to its pre-accident condition and on the road as quickly as possible.



finance

When it comes to financing your vehicle, Ford Credit's size and expertise means they're well placed to provide you with a wide range of finance products. Ford Credit provides a range of finance products for your vehicle whether you are a private or business user.

The credit provider of these products is Bank of Ireland Leasing Ltd, trading as Ford Credit.

The FORD and FORD CREDIT trademarks are owned by Ford Motor Company and are used under licence.

For more information about the finance products provided by Ford Credit visit www.ford.ie



FordPass is a new platform that will empower you to rethink the way you move. Finds parking locations nearby, contains vehicle and finance details, dealer information and a host of useful guides.

Live Traffic access is free for the first 2 years following the purchase of a new Ford featuring SYNC 3 with navigation; thereafter there is an annual licence fee.

Illustrations, descriptions and specifications. This catalogue was correct at the time of going to print. However, Ford policy is one of continuous product development. The right is reserved to change specifications, colours and prices of the models and items illustrated and described in this publication at any time. For the latest details always consult your Ford Dealer. **Optional equipment.** Throughout this publication, wherever a feature is described as being an 'Option' or 'Option Fitment/Pack' etc, you should assume that it will be at extra cost to the base vehicle, unless specifically stated to the contrary. All models and colour combinations are subject to availability. **Note.** Some images portrayed are of a pre-production model and/or are computer generated, therefore, the design/features on the final version of the vehicle may differ in various respects. In addition, some of the features shown on the vehicles may be optional. **Note.** This brochure contains both original Ford accessories as well as a range of products from our suppliers. Fitment of accessories may have an impact on your vehicle's fuel consumption. **★** The identified accessories are carefully selected third party supplier branded accessories which do not come with a Ford warranty but are instead covered by the third party supplier's own warranty, the details of which can be obtained from your Ford Dealer. **Note.** The Bluetooth® word mark and logos are owned by the Bluetooth SIG, Inc. and any use of such marks by Ford Motor Company is under licence. The iPod word mark and logos are the property of Apple Inc. Other trademarks and trade names are those of their respective owners. **Note.** Some driver assistance features and safety features described in this brochure are designed to function using sensors, whose performance may be affected under certain weather or environmental conditions.

Published by Ford Motor Company Limited,
Boreenmanna Road, Cork, Ireland.

BJN 207012. FoE 157E
1119/IRL en
March 2019

© Ford Motor Company Limited.

MY 2019.75 IRL en

